



INTERNATIONAL  
LONG TERM CARE  
POLICY NETWORK

# **Quantum of Public Home Care Provision in Ireland - Relationship with Economic Growth**

International Long-term Care Policy Network Conference,  
London, 6 September 2016

Liam O'Sullivan, Executive Director, Care Alliance Ireland



'Guiding support for family carers'

# Telling the Story – The Sandwich Carer



'Guiding support for family carers'

# What is the connection between Family Carers and Home Care ?

- 80% of Care is provide by Family Members
- The state will/should never be the main provider of care
- Reciprocity - Love - Partnership - Cycle of Life
- Home Care can be a key support for some Family Carers - but its not for all.
- Often for couples and their adult children - it can be what keeps the person at home as they age – (**and** the price)
- For those without Family support - it's often the **essential** thing that keeps them at home.



'Guiding support for family carers'

# Economy Crashes - 2008



'Guiding support for family carers'

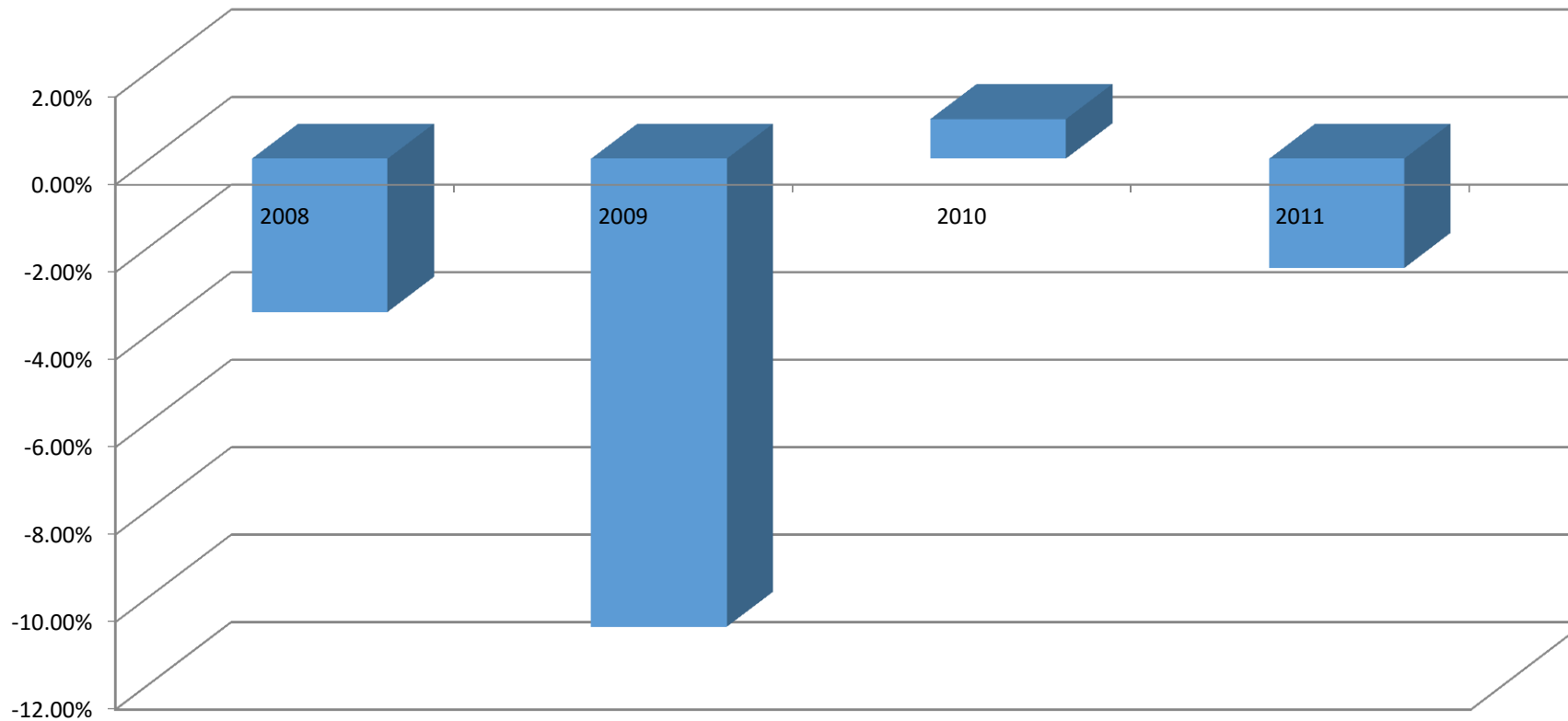


 **Care  
Alliance**  
Ireland

'Guiding support for family carers'

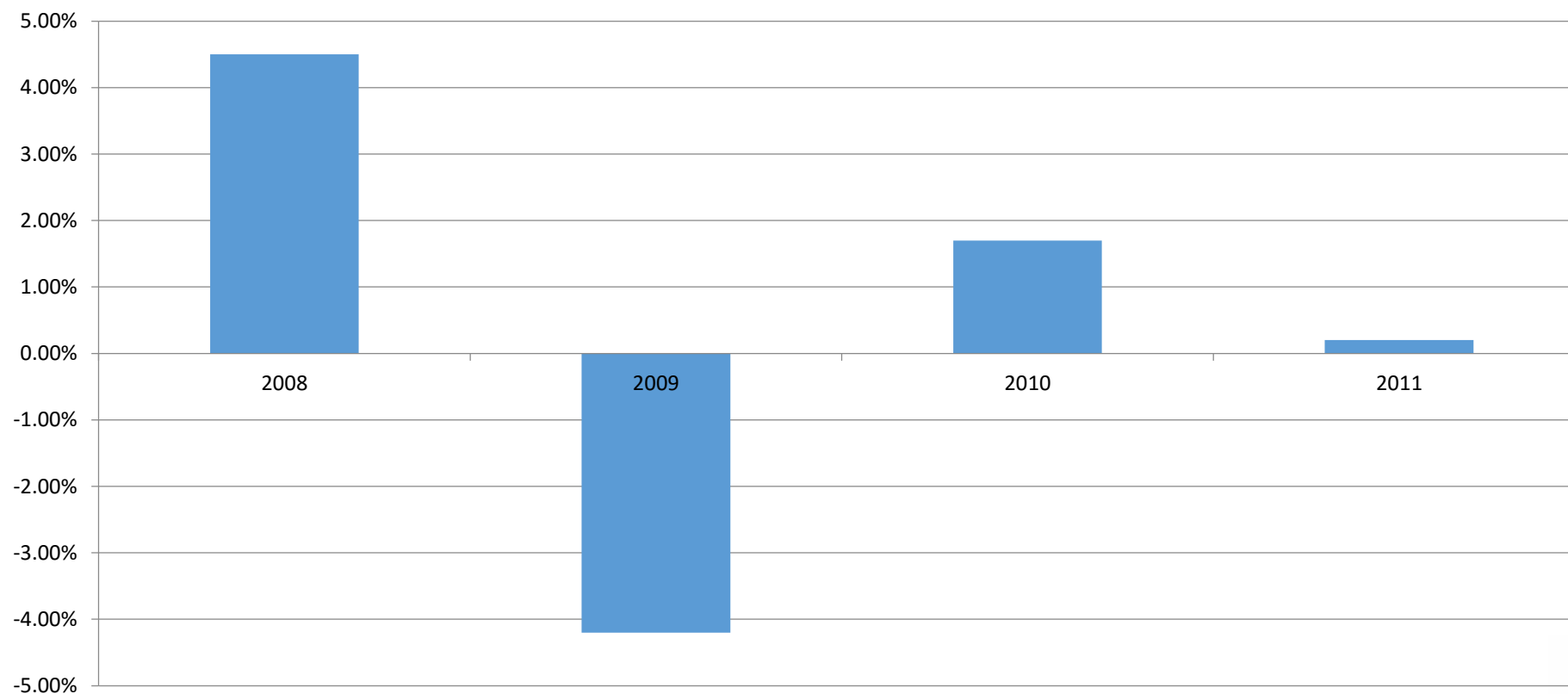
# Economy Crashes – Cumulative 16% Decline 2008-2011

Change in Gross National Product (GNP) in Ireland 2008-2011

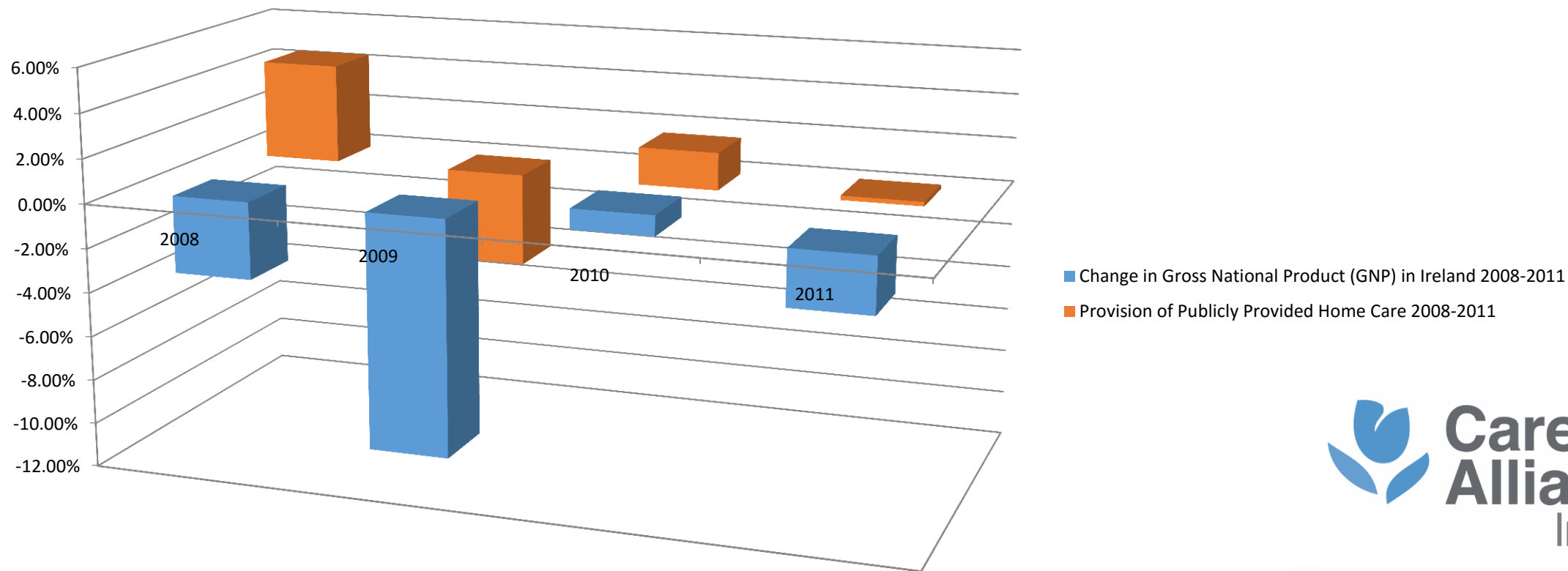


# So what Happened to Home Care?

Provision of Publicly Provided Home Care 2008-2011



# Economy/Home Care 2008-2011





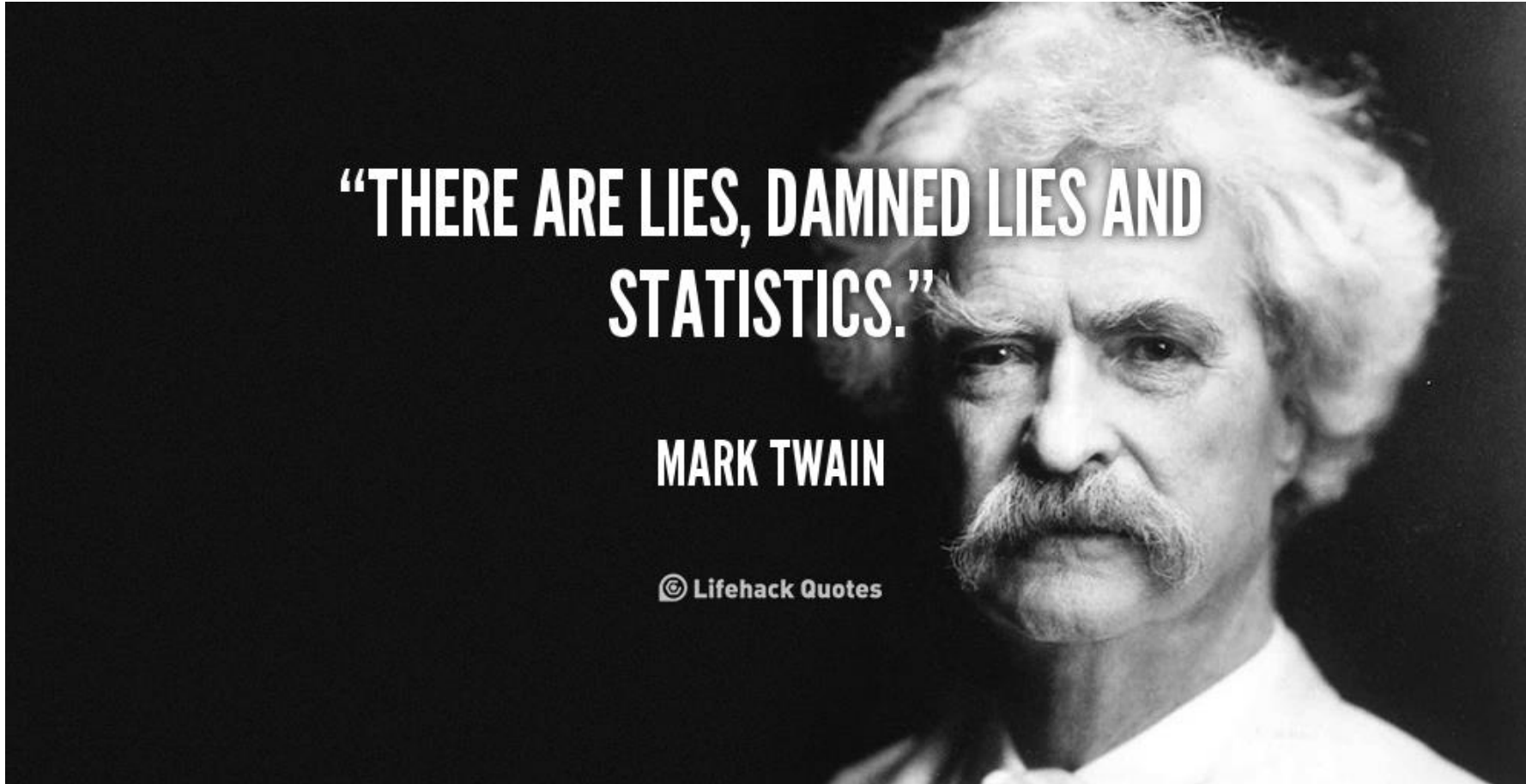
# A quick word on Ageing Demographics in Ireland

- Internationally we have low % of 65 and over (12.6%) or 85 and over (1.45%)
- (In comparison with 17.8% and 2% in the UK respectively)
- Self-reported disability increases with age, rising to 72.3% of those over 85 years (HSE, 2015)
- But our age profile is rising more quickly; 65 and over (3.1%), 85 and over (4.2%) p.a



'Guiding support for family carers'

# Utilisation Rates (I)



'Guiding support for family carers'

# Utilisation Rates (II)

- **Depends somewhat on who you ask - provider or client?**
  - TILDA Study - 2009-2011- 8.2%
  - State Provider (HSE) - suggest 10.1%-11.8% (2011)
- **Utilisation May mask reduction in Hours Home Care per Client**
  - 2000 - Average of 8 hours home care/home help per client (Mercer, 2002)
  - 2016 - Average of 4 hours home care/home help per client (HSE, 2016; estimate)
  - The 15/30 minute visits - per The Guardian Reports etc.



'Guiding support for family carers'

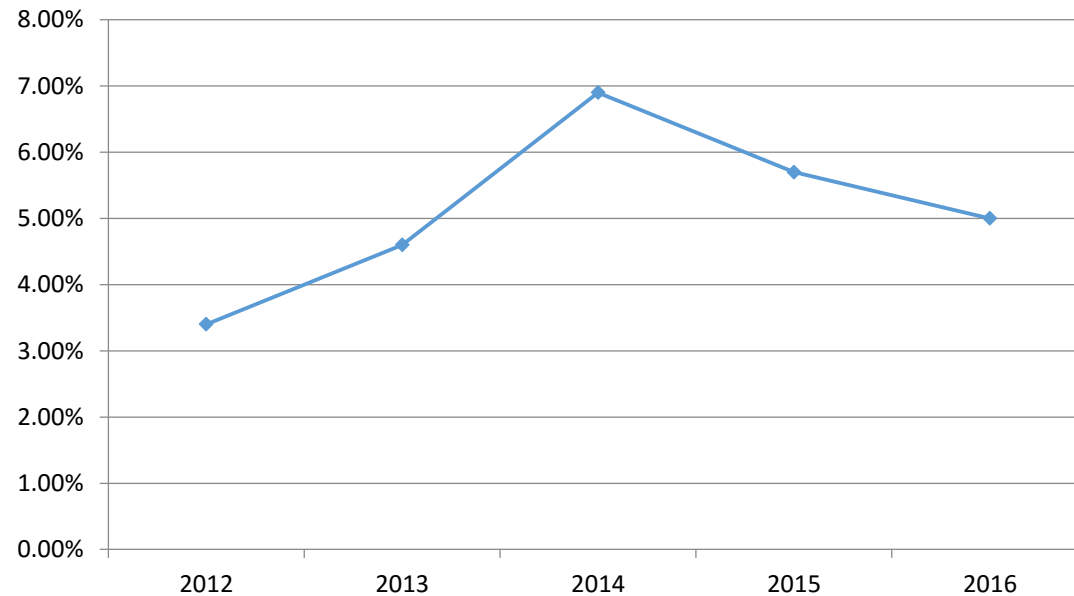
# A little about Privately Paid for Home Care in 2016

- Unregulated
- Formal sector (i.e. agencies) is significantly franchise-based
- Small % of the overall Home Care Market; 10-15% but seems to be increasing
- Paying cash to the neighbour up the road V's paying an agency



# The Return of the Economic Boom - 2012-2016

Change in Gross National Product (GNP) in Ireland 2012-2016



Euro Average > 1%

Ireland - **5.1%** PA



'Guiding support for family carers'

# Then Things get a Bit Crazy – Statistically - 12<sup>th</sup> July 2016



**An Phríomh-Oifig Staidrimh**  
**Central Statistics Office**

**Preas Ráiteas**  
**Press Statement**

**Ireland's Economic Growth Figures**

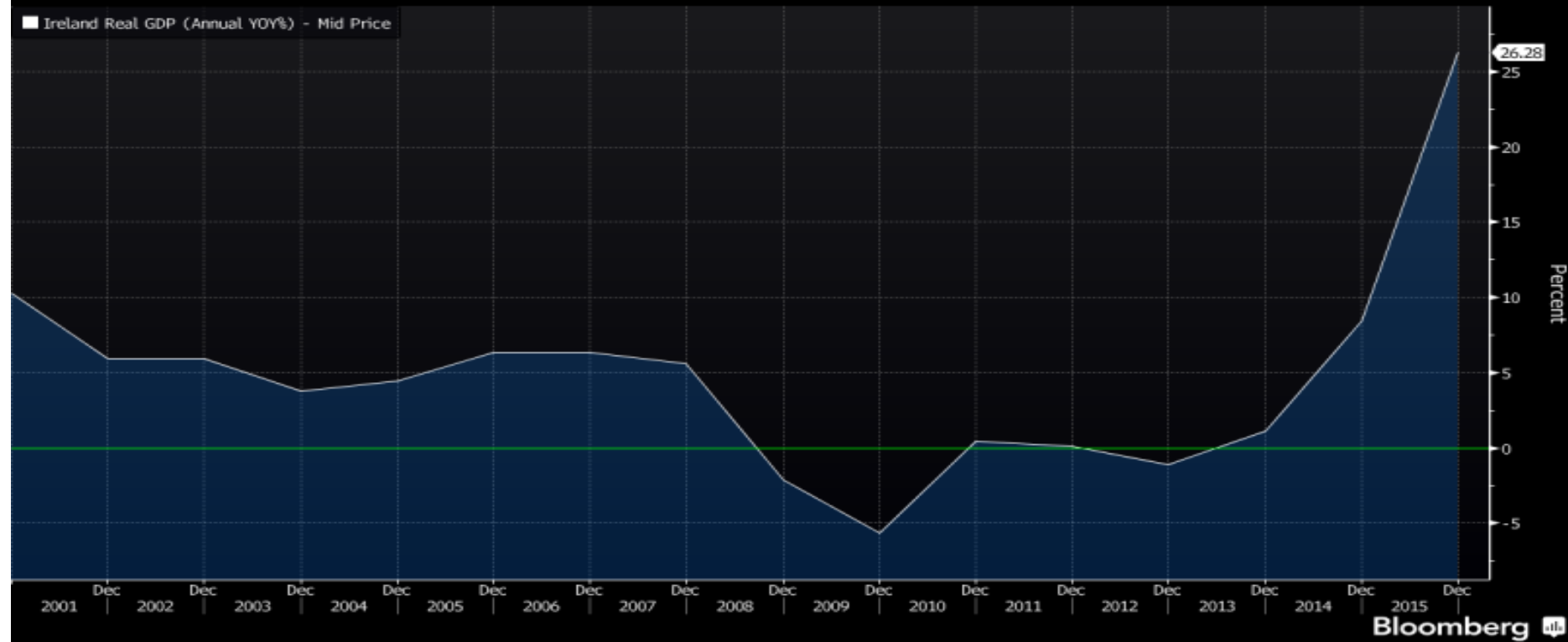
**Increase in GDP of 26.3%.**

The National Accounts for 2015 released yesterday (on 12 July 2016) reported an increase in GDP of 26.3%. This scale of increase is unprecedented in OECD economies historically. Commenting on the data, Jennifer Banim, Assistant Director General with responsibility for Economic Statistics says:



'Guiding support for family carers'

# Ireland's Annual GDP



26.3% Growth for 2015

Claims of "Leprechaun Economics"

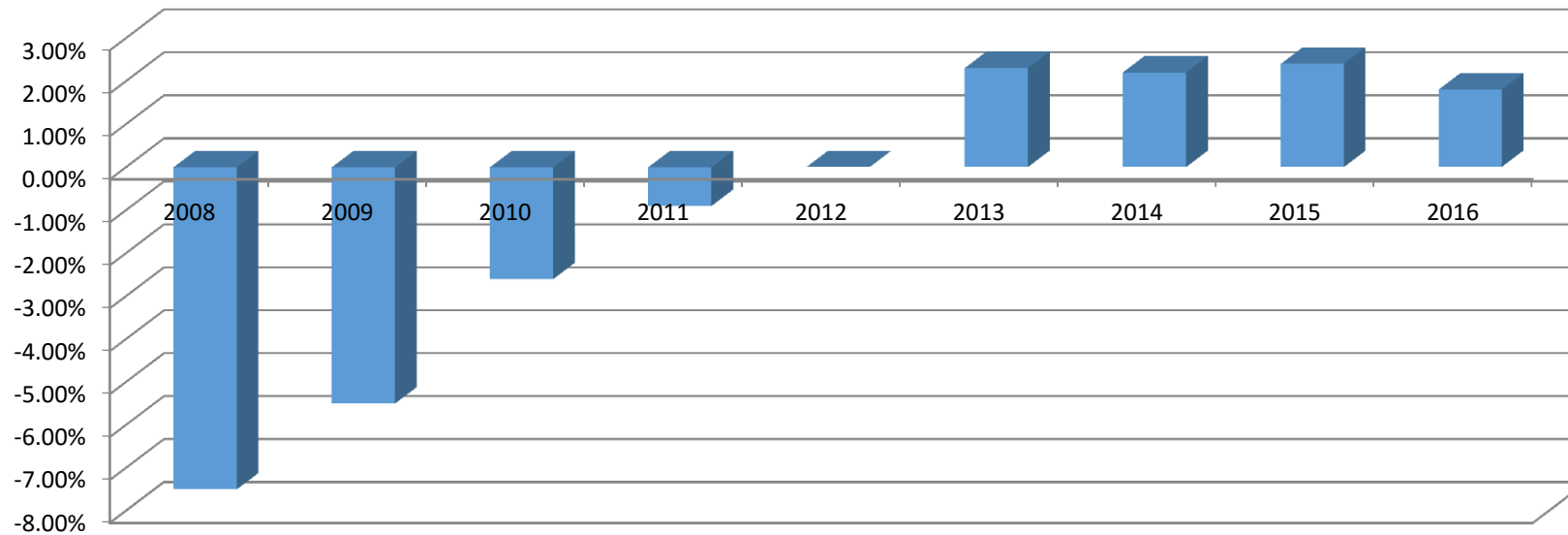
US Company Tax Inversions (e.g. Medtronic)- profits reported in Ireland



'Guiding support for family carers'

# Maybe growth in employment is a better indicator of Overall Economic Wellbeing in Ireland?

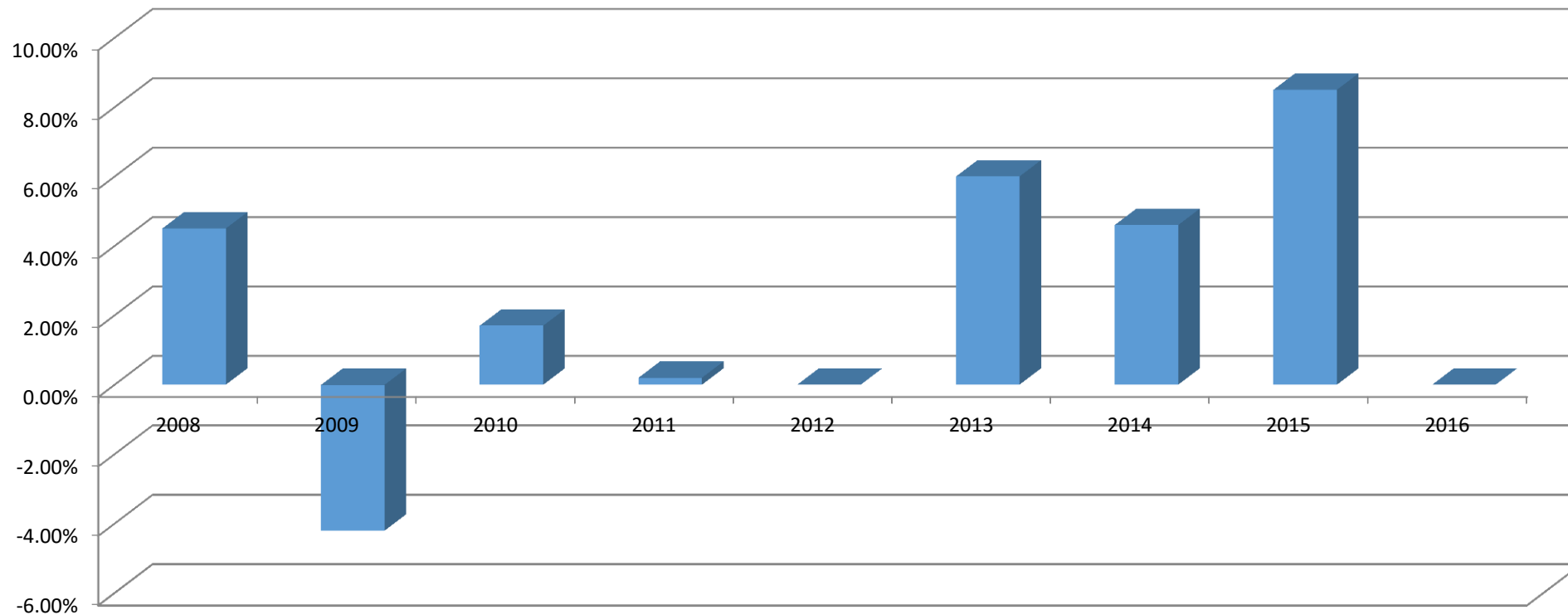
Change in Employment Levels in Ireland 2008-2016



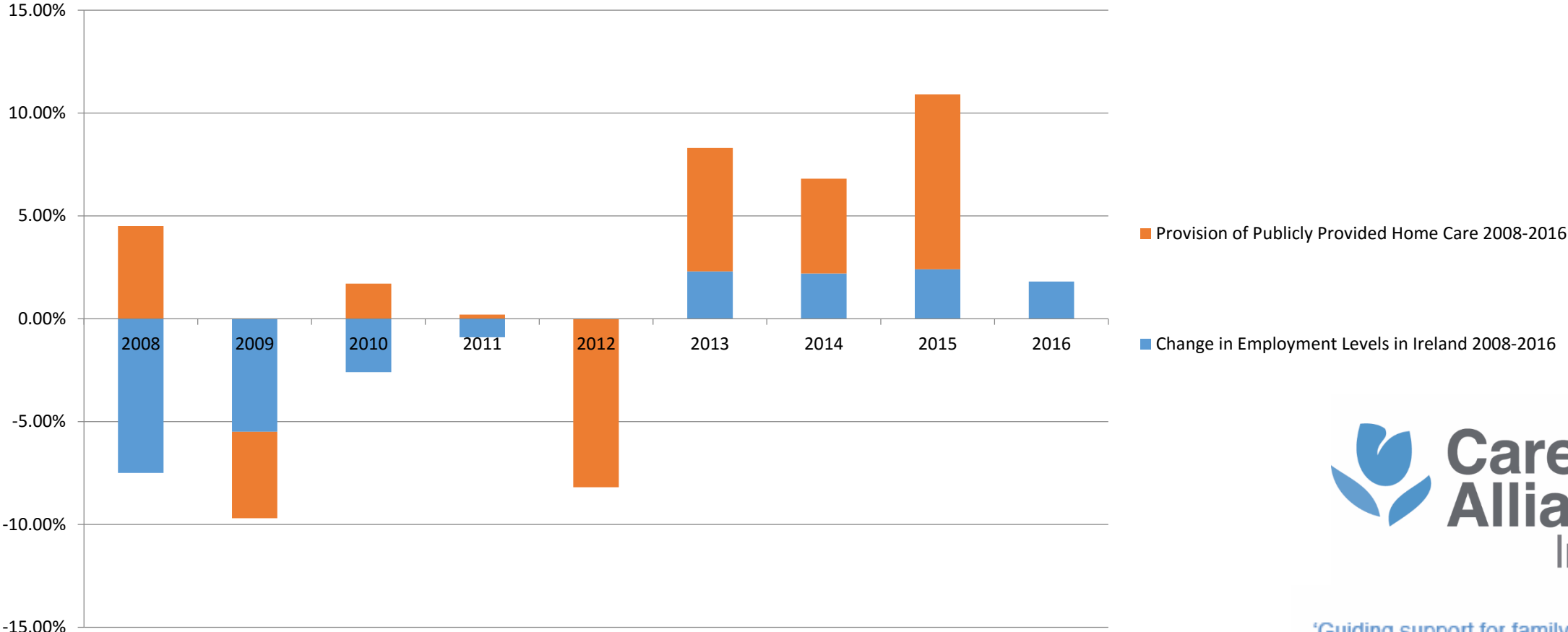


# So back to Home Care Provision

Provision of Publicly Provided Home Care 2008-2016



# Home Care/Employment Growth 2008-2016



'Guiding support for family carers'

# The Data; 2008-2016

- After falling by about 10% (2009-2012) public home care provision has **increased** by 20% (2013-2016)  
(compared to employment levels falling by 16.5% (2008-2011) - and then increasing by 9.8% (2012-2016))
- Allowing for demographic pressures over 9 years, utilisation rates have reduced by approximately 10%
- So reasonably strong enough relationship between employment levels and home care provision



'Guiding support for family carers'

# The Home Care Deficit.

- **So who makes the up the deficit?**
  - Does it result in more neglect of those in need of care? (Probably)
  - Does its result in increased unnecessary admissions to acute hospitals and or delayed discharges? (Yes - materially)
  - Do Family Carers provide more care (Yes) – and become more detached from the labour market(??- ref Carers Benefit)
  - Is privately funded more prevalent?(Seems so)
  - Are more people entering Long Term Residential Care (Yes - 4.5% as compared to 4% of OECD 65 and over population)



'Guiding support for family carers'

# And a Little About Family Carers

- Provide 80% of Care
- c200,000 in Ireland
- 4.1% of Population v c10% in the UK - Function of Demographics, Reporting, Welfare State, Language?
- Increased Pressures
  - More difficult to access home care- the bar appears to have been raised
  - Increased life expectancy (more independent people over 65, but also more dependent people over 65; co-morbidities)
  - Shorter Hospital Stays (or just more 'day case' procedures?)
  - Regulation/Inspection - public respite beds being closed



'Guiding support for family carers'

# Some Possible Alternative Models of Funding (I)

## Current Model (Ireland)

- **90-95 % State pays** – not means tested - but limited availability based on budget allocation **not** assessed need
- **Tax relief for private home care** (agencies as employers) - at marginal rate of tax (40%) – attractive to franchises
- **Black Market** - 'the neighbour up the road' - difficult to quantify level

- **Positives of Current Model** - Free at source

- **Negatives of Current Model** - Allocation based more on budgets than on assessed needs



'Guiding support for family carers'

# Alternative Models of Funding (II)

## Possible Future Model

- (Informed by more comprehensive assessment models - INTERRai - Agreed Optimum Utilisation Rates - Weightings for local Health & Income)
- Deferred Payment Model - (similar to that currently used to part-fund Nursing Home Care)
- **Positives** - Based on need not budget **Negatives** - Clients/Families would have to pay more

## Would Need

- **Cash up front** - People who need home care tend to live for a many years – their assets (mainly their home) will not become available to the state in the short term
- **Political will** - Risky - Unintended consequences
- **Societal Buy In** - Quality Care Matters and Costs - People have got used to getting (limited) home care for free – Double taxation?



'Guiding support for family carers'

# To Summarise – Over the Period 2008-2016

- Utilisation rates reduced and then have partially increased – but utilisation rates can mask actual provision
- Relationship between Public Provision and Employment Levels reasonably strong
- Demographics suggest need for c4% increase in provision to keep pace with demand.
- Private provision is unregulated and probably significantly 'black market' based.
- No legislative basis for Home Care Provision. (Currently)
- Entry to Residential Care entrance supported (perversely) by legislation
- Debate beginning about charging to enable more provision.
  - potentially politically difficult



'Guiding support for family carers'



# What about Mary?



# References

Care Alliance Ireland. (2015). Family Caring in Ireland See <http://bit.ly/1EcjR4V>

CSO, (2016 and Various) See <http://cso.ie/en/releasesandpublications/er/nie/nationalincomeandexpenditureannualresults2015/> and others WRT Changes in Employment and Economic Growth over the period 2008- 2016.

Eurostat. (2015). File: Population age structure by major age groups, 2004 and 2014 (% of the total population). Eurostat. Retrieved from [http://ec.europa.eu/eurostat/statistics-explained/index.php/File:Population\\_age\\_structure\\_by\\_major\\_age\\_groups,\\_2004\\_and\\_2014\\_\(%25\\_of\\_the\\_total\\_population\)\\_YB15.png](http://ec.europa.eu/eurostat/statistics-explained/index.php/File:Population_age_structure_by_major_age_groups,_2004_and_2014_(%25_of_the_total_population)_YB15.png)

Health Service Executive (2016) Planning for Health. Trends and priorities to inform health service planning 2016. See <http://bit.ly/2c2suF2>

Health Service Executive. (2009-2015). Various Annual Reports. Retrieved from <http://www.hse.ie/eng/services/publications/corporate>

Mercer Ireland. (2002). Study to Examine the Future Financing of Long-Term Care in Ireland. Irish Stationary Office. Retrieved from <http://www.welfare.ie/en/downloads/stetffolcii.pdf>

Murphy, C., Whelan, B., & Normand, C. (2015). Formal Home-Care Utilisation by Older Adults in Ireland: Evidence from the Irish Longitudinal Study on Ageing (TILDA). *Health and Social Care in the Community*, 23(4), 408–418.

**(Resources ;** Nursing Homes Support Scheme, a Fair Deal <http://bit.ly/2bCEJs6>)

InterRAI Assessment Tools See <http://interrai.org/>

UK Home Care Analysis - *Focus On: Social care for older people Reductions in adult social services for older people in England*. Sharif Ismail, Ruth Thorlby and Holly Holder <http://bit.ly/2bVHJ2Q>



'Guiding support for family carers'

Thank-You !

[info@carealliance.ie](mailto:info@carealliance.ie)

[www.carealliance.ie](http://www.carealliance.ie)

@CareAllianceIrl



'Guiding support for family carers'